


Model: BPD-R500 Series

Total Power	500 Watts
Input Voltages	36-72 VDC
Outputs	Single plus 5VSB



SPECIAL FEATURES

- 36-72 DC Input
- Redundant operation
- Single wire current sharing
- Diode isolation
- Power Disable
- Power Good
- Inhibit
- I²C interface (optional)
- UL, CUL, and DEMKO Approvals
- CE compliant
- Custom modifications available

ENVIRONMENTAL SPECIFICATIONS

Humidity: Up to 95% non-condensing

Storage Temperature: -20° to +85°C

Temperature coefficient: ±0.01% / °C

Ambient Operating Temperature: 0 to +50°C continuous duty, full rating. Derate linearly to 50% of full rating at +71°C.

Cooling: Self contained fan cooling.

SAFETY APPROVALS

UL 60950
 CUL 60950
 DEMKO EN60950

ELECTRICAL SPECIFICATIONS

Input Specifications

Input Range..... 36-72 VDC
 EMI filter..... EN55022 Class B, FCC Part 15
 Inrush Current..... <32A @ 72VDC
 Input Current..... 18A – 9A
 Isolation..... 2828 VDC (Input to Output)
 Efficiency..... 85%

Output Specifications

DC Output..... Maximum continuous output power 500 Watts with self-contained fan cooling.

Line Regulation..... ±0.05%

Load Regulation..... ±1% on both outputs

Ripple and Noise..... 1% Pk to Pk

Transient Response..... 2% Maximum deviation; returns to initial condition in 1 msec max.

Long Term Stability..... 0.01% after 20 minute warm-up.

Hold-Up Time..... 4msec minimum

300-1 Route 17 South Suite B2
 Lodi, NJ 07644
 Phone: (973) 594-1800 Fax: (973) 594-1804
 salesteam@blutekpower.com

Model: BPD-R500 Series

ELECTRICAL SPECIFICATIONS (CONT')

Output Specifications

OVP.....115% to 135% on both outputs

Short-circuit Protection.....Constant current with delayed latching method on the VO1 output. The 5V standby utilizes the hiccup method.

Overload Protection.....Constant current with delayed latching method on the VO1 output. The 5V standby utilizes the hiccup method. The constant current method allows for a 5-second delay before the power supply shuts down if the output current rating exceeds 110% to 130% of maximum rated output current. The DC must be recycled to reset.

Diode Isolation..... Internal FET isolation provided for N+1 redundant operation.

Current Sharing.....Outputs will current share within 5% when interconnected by a single wire.

PS On.....The secondary outputs are enabled only upon mating pin P1-21 to output common on the customer's backplane.

Power Okay..... A TTL high logic signal is provided on pin P1-15 when the input and output voltages are within normal operating conditions.

InhibitA TTL low logic signal sent to pin P1-24 inhibits VO1. Upon release of the signal, output is restored.

I²C (Optional)..... Monitors: Power Good, Voltage, Current, Temperature, and Fan.

OVERALL MECHANICAL DIMENSIONS

11.10" L x 3.23" W x 1.55" H
(281.85mm x 82mm x 39.4mm)

PIN ASSIGNMENTS

See attached In/Output Rating and Pin Assignment Sheet

CONNECTOR

DC input – Terminal Blocks

DC output - Positronic PCIM33W18M400A

NOTES

- Specifications subject to change without notice.
- All dimensions in inches/mm
- Warranty: 1 year
- Weight: 3 lbs.

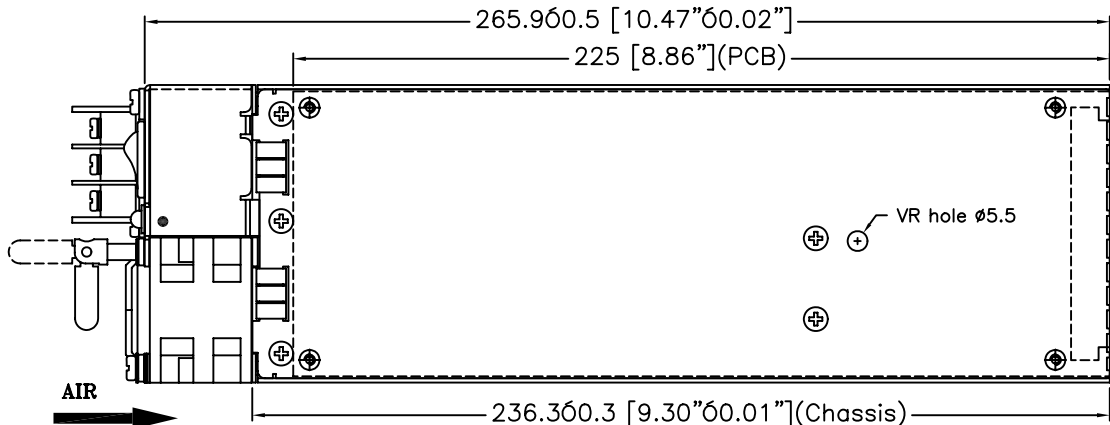
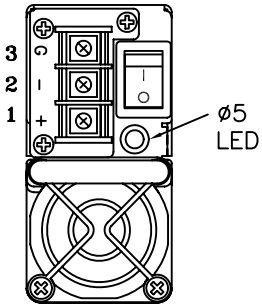
VOLTAGE/CURRENT RATING CHART

Part Number	Assignment	Voltage	Minimum	Maximum
BPD-R500-120	VO1	+12V	0A	41.6A
	5VSB	+5V	0A	2.0A
BPD-R500-150	VO1	+15V	0A	33.3A
	5VSB	+5V	0A	2.0A
BPD-R500-240	VO1	+24V	0A	20.8A
	5VSB	+5V	0A	2.0A
BPD-R500-280	VO1	+28V	0A	17.8A
	5VSB	+5V	0A	2.0A
BPD-R500-360	VO1	+36V	0A	13.8A
	5VSB	+5V	0A	2.0A
BPD-R500-480	VO1	+48V	0A	10.4A
	5VSB	+5V	0A	2.0A
BPD-R500-580	VO1	+58V	0A	8.6A
	5VSB	+5V	0A	2.0A

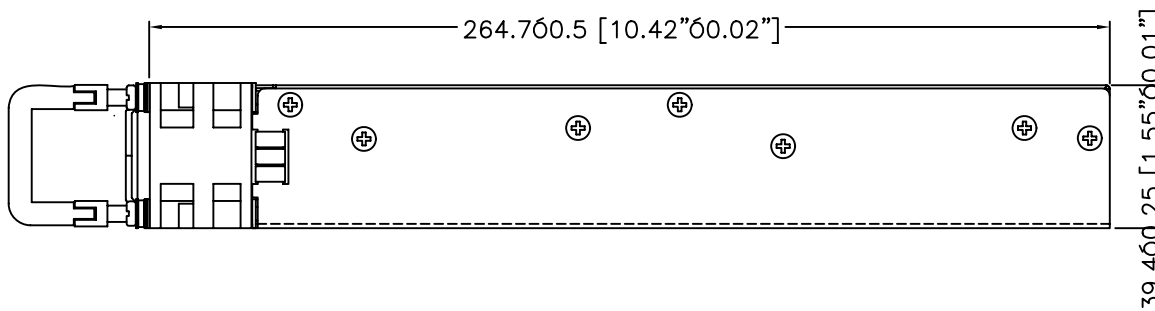
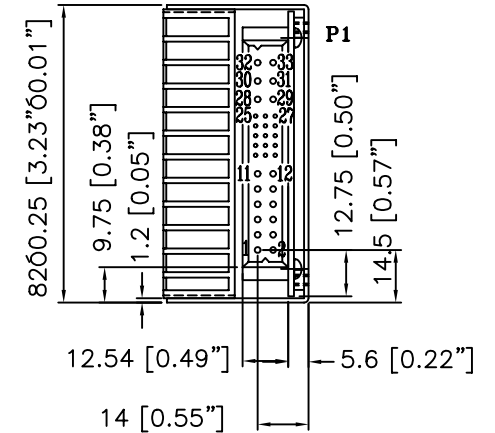
Other Voltages are available

300-1 Route 17 South Suite B2
Lodi, NJ 07644
Phone: (973) 594-1800 Fax: (973) 594-1804
salesteam@blutekpower.com

P2=DINKLE,
P/N: DT-55-B01W-03
P2



P1=POSITRONIC,
P/N:PCIM33W18M400A



<i>BluTek Power</i>			
Outline Drawing			
TITLE			
DRAWN	H. L. LIN	DRG. NO.	BLU-173
CHECKED		MODEL NO.	BPD-R500

UNIT	mm[inches]	REV. NO.	C	SCALE	0.48 : 1	MAT'L	t=
THIRD	⊕	⏏		TOL.	± 0.2	DATE	09. 04. 2006

